

PARK

# D2



## THE GROVE RESIDENCES

### DESIGNER STATEMENT

This lavish three bedroom, two bathroom apartment, has a generous balcony connecting the apartment, across a flush threshold, to the green heart of the development: Brighton Park and the Discovery Garden and a view, with the site's elevated vantage, to the Peppermint Grove district and Fremantle on the upper floors. With a large, well-wrought open plan living area, including a large kitchen island, substantial bathrooms, large laundry and a generous master bedroom with ensuite, the apartment has ample access to natural light and views through full height glazing.



### DETAILS

Bedrooms	3
Bathrooms	2
Carbays	2

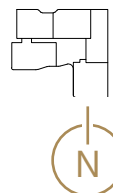
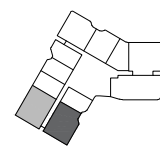
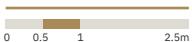
### AREA

Internal	139m <sup>2</sup>
Outdoor living	33m <sup>2</sup>
<b>Total living</b>	<b>172m<sup>2</sup></b>

### LOCATION

Residence	Similar
102	202
	302
	402
	502
	602

### SCALE



Disclaimer: Variations from Strata Plan may apply. Furniture is indicative. Shape and configuration of terraces, doors, windows, screens and ducts may differ from those illustrated. Areas of Residence given are based on architectural measurements. This varies from strata area as it is a different method of measuring the Residence. Plans not to scale.